

Futures

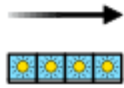


Curriculum



Pathways!

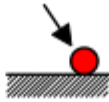




In the Futures



department,



there

are

4

4



pathways...



Independent Living



Pathway.



Employment



Pathway.



Volunteering

+



Community



Inclusion



Pathway.



Progression



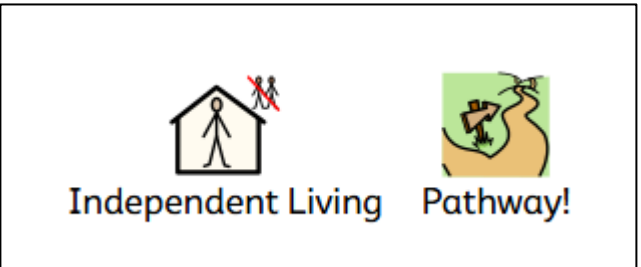
to Vocational













Learning

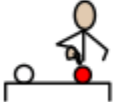





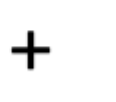



Pathway.







The  Independent Living course enables  students to develop  core 

 skills to  prepare  them for an  independent  active  life.


 This  course is   **2**  stages,  foundation, **+**  and **1**  stage **1**.


















 
Independent Living Pathway.

 
Independent Living (Foundation).











 **1**
Independent Living (Stage 1).

 is  aimed  at  those  who  are  new to the College.



 and  are  moving  from  their  previous  educational  environment.



 Our  students  on  this  pathway  will  be  demonstrating


 independence  with  support  and  developing  their  skills  and


knowledge.








 
 Independent Living Pathway!



 
 Independent Living (Foundation).



 **1**
 Independent Living (Stage 1).











  
 These can include:

    
 identifying people who can help,

 
 places of safety,

      
 making choices and purchasing items in a shop.

      
 Students who demonstrate progression through their skills,

      
 knowledge, and behaviours, along with meeting their Educational

      **1**
 Health Care Plan targets can move on to stage one.



Independent Living



Pathway!



Independent Living



(Foundation).



Independent Living

1

(Stage 1).



In this stage students will build on their learning and

continue to progress to learn about being safe and engaging

in community activities, including identifying safe places to go with

friends, visiting different places within the community and planning

places to go using familiar routes.



Independent Living



Pathway!



Independent Living



(Foundation).



Independent Living

(Stage 1).

1



Building



on



new



skills,



they



will



develop



an



understanding



in



meeting



new



people



and



accepting



their



help,



take



part



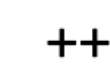
in



enterprise



activities



along with



being able



to



identify



health and safety



within



their

environment.



These



new



skills



will



support



their



individual



learning



needs

to



work

to



meet




their



EHCP



targets.



This course is over 3 stages, Foundation, Stage one, and

2
Stage two.













 +   
Volunteering and Community Inclusion Pathway.






 +   
Volunteering and Community Inclusion (Foundation).






 +   **1**
Volunteering and Community Inclusion (Stage 1).




 +   **2**
Volunteering and Community Inclusion (Stage 2).




 is  at  who  new  the ,
Foundation is aimed at those who are new to the College,

 from  previous  environment 
transitioning from their previous educational environment and





 on  essentials  they  already 
building on those essentials skills they have already





. Where  the  is  their 
achieved. Where the student is demonstrating their progression




 their  targets  work  in 
through their EHCP targets and work completed in their


 stage, the  can  through  stage 
Foundation stage, the student can move through to stage one.





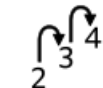




 +   
Volunteering and Community Inclusion Pathway.


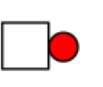





 +   
Volunteering and Community Inclusion (Foundation).








 +   **1**
Volunteering and Community Inclusion (Stage 1).









 +   **2**
Volunteering and Community Inclusion (Stage 2).

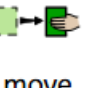


1        +
Stage one they will increase their skills knowledge and





       the
behaviours, by learning more around travelling outside the





      + 
college, meeting new people, working as a team, and developing




       
their essential employability skills that could mean they




 **2**
move to stage two.



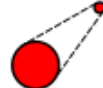





 +   
 Volunteering and Community Inclusion Pathway.

 +   
 Volunteering and Community Inclusion (Foundation).







 +   **1**
 Volunteering and Community Inclusion (Stage 1).


 +   **2**
 Volunteering and Community Inclusion (Stage 2).



2     +  
 Stage two is further developing those skills and enabling them

      +
 to learn about planning, developing projects for volunteering and


  +    
 community activities, and acting on those plans.









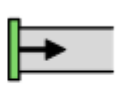

The Employment Pathway is split across three stages; entry to




employment, Progression to Work and Supported Internship.









 
 Employment Pathway.

   
 Entry to Employment (Entry Point)

   
 Progression to Work (Entry Point)

  
 Supported Internship (Exit point)



     
 Entry into Employment course is to provide opportunities for

      
 students to develop the necessary skills, knowledge, and behaviours

    
 to gain paid employment in the future.



Employment Pathway.

Entry to Employment (Entry Point)

Progression to Work (Entry Point)

Supported Internship (Exit point)



The objectives of this programme are:

Develop personal motivation, confidence, and resilience; Develop problem

solving skills; Developing Maths and English skills with the opportunity to

gain qualifications; Develop an understanding of performance and behaviours

required in the workplace; Complying with real workplace requirements

such as health and safety, time keeping along with positive working

relationships.



Employment



Pathway.



Entry

to



Employment



(Entry



Point)

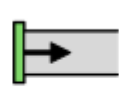


Progression

to



Work



(Entry

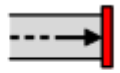


Point)



Supported

Internship



(Exit



point)



This



course



enables



students



who



already



have



some



skills,



knowledge,

+



and behaviours



about



employability.



The objectives



of the course



are:



are:



Developing



Maths



and



English



skills,



working



towards



a qualification]



Carrying out



activities



in



a work environment



in



a real-life situation



a real-life situation



a real-life situation



a real-life situation



Developing



independence



by



building



on



own



skills,



knowledge,



and



behaviours.



Identifying



and



further



developing



an understanding



and



awareness



of



employability



requirements.

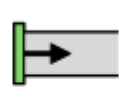




Employment Pathway.



Entry to Employment (Entry Point)



Progression to Work (Entry Point)



Supported Internship (Exit point)



Supported



Internships

give



students



real



work experience



in



a supportive



environment.



It helps



them



learn

the



skills



needed

for a



job,

such as



communication,



time-keeping,



teamwork,

+



and problem-solving.



It builds



confidence

+



and independence

in



the workplace

+



and supports



learners



in



finding

+



and keeping







paid



employment.















 Progression to Vocational Learning Pathway.








 The Progression to Vocational Learning Programme aims to develop students













 to prepare them progress into a vocational programme of their choice.















 This pathway is split across two stages.






















 Progression to Vocational Learning Pathway.











 Progression to Vocational Learning (Foundation)




 1
 

 Progression to Vocational Learning Stage One (Exit route)


















 New students will start in the foundation group. The Progression to












 Vocational Learning Programme aims to develop students to prepare them







 progress into a vocational programme of their choice.












   
 Progression to Vocational Learning Pathway.



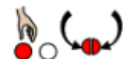




   
 Progression to Vocational Learning (Foundation)








   **1**  
 Progression to Vocational Learning Stage One (Exit route)













   
 This course enables the student to:




     +
 Develop their personal motivation, confidence, and resilience.

      
 Develop their decision-making skills for their own life ambitions.

    +   
 Develop problem-solving skills and self-regulation strategies.





  +   
 Complete practical and relevant independent living tasks





      
 Develop skills in decision making, communication, organisation, shopping,






 +  
 travel and using money.

      
 Undertaking vocational-related learning to enhance their employability skills




















   
 Progression to Vocational Learning Pathway.







   
 Progression to Vocational Learning (Foundation)

   **1**  
 Progression to Vocational Learning Stage One (Exit route)



 **1**     on the   +
 In stage one, students will build on the skills, knowledge and
    **1**  **++** 
 behaviours learned at foundation stage. Stage one will also include a

   **3** 
 Diploma Entry Level 3 Employability.

  **++**  participate in  taster sessions,  exploring  different

   
 vocational courses around both campuses.